

INDUSTRIAL APPLICATIONS

Unit in mm

SWITCHING APPLICATIONS.

HAMMER DRIVE, PULSE MOTOR DRIVE APPLICATIONS.

POWER AMPLIFIER APPLICATIONS.

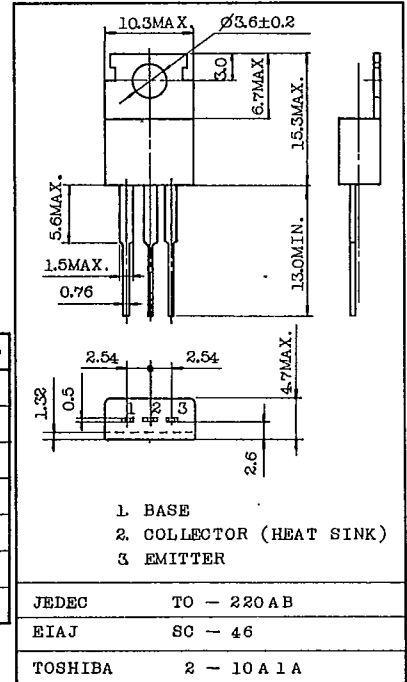
FEATURES:

• High DC Current Gain

: $h_{FE}=2000$ (Min.) ($V_{CE}=-2V$, $I_C=-1A$)

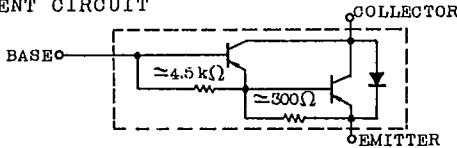
MAXIMUM RATINGS ($T_a=25^\circ C$)

CHARACTERISTIC	SYMBOL	RATING	UNIT
Collector-Base Voltage	V_{CBO}	-100	V
Collector-Emitter Voltage	V_{CEO}	-80	V
Emitter-Base Voltage	V_{EBO}	-5	V
Collector Current	I_C	-4	A
Collector Power Dissipation ($T_C=25^\circ C$)	P_C	30	W
Junction Temperature	T_j	150	$^\circ C$
Storage Temperature Range	T_{stg}	-55~150	$^\circ C$



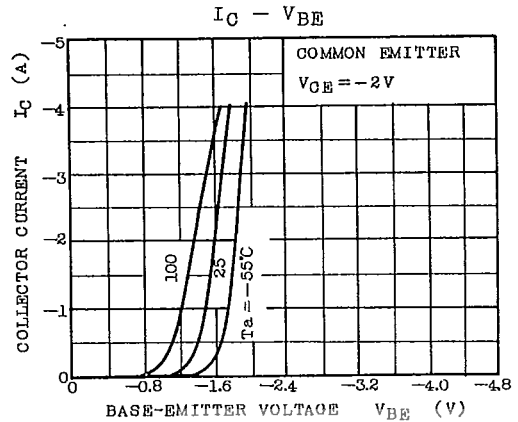
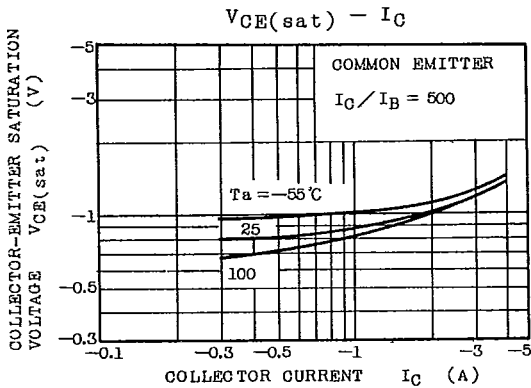
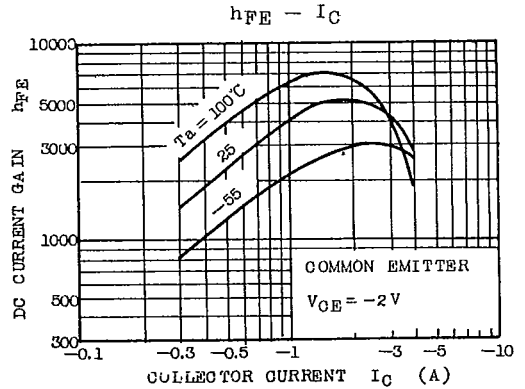
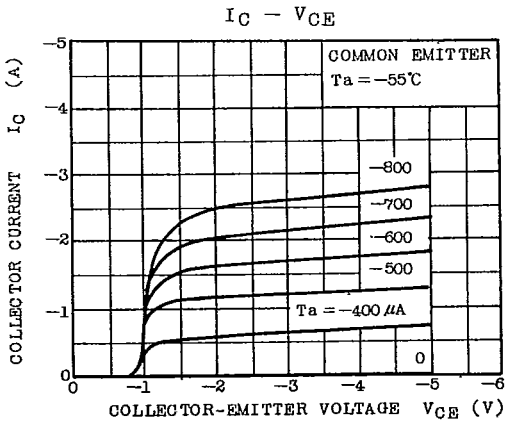
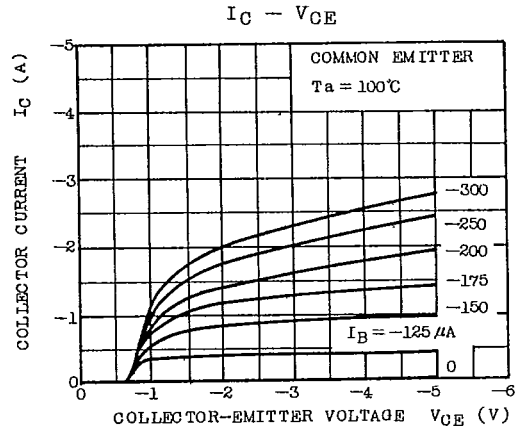
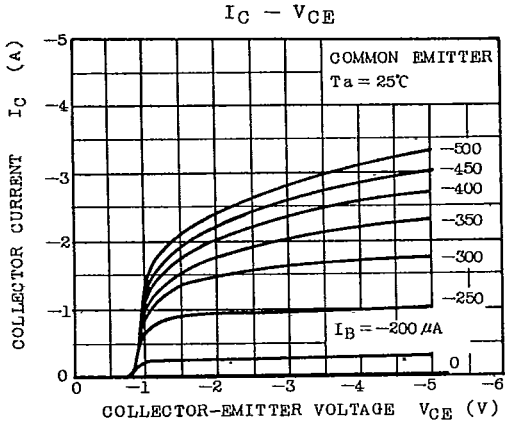
Mounting Kit No. AC75
Weight : 1.9g

EQUIVALENT CIRCUIT

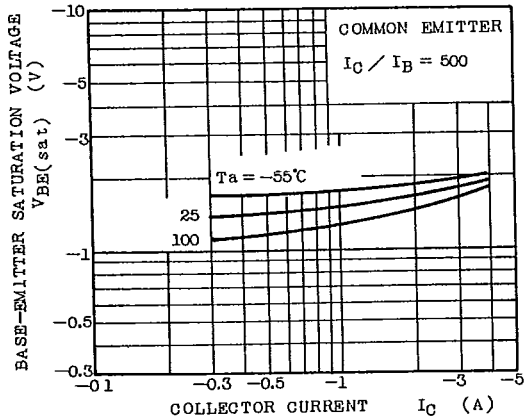


ELECTRICAL CHARACTERISTICS ($T_a=25^\circ C$)

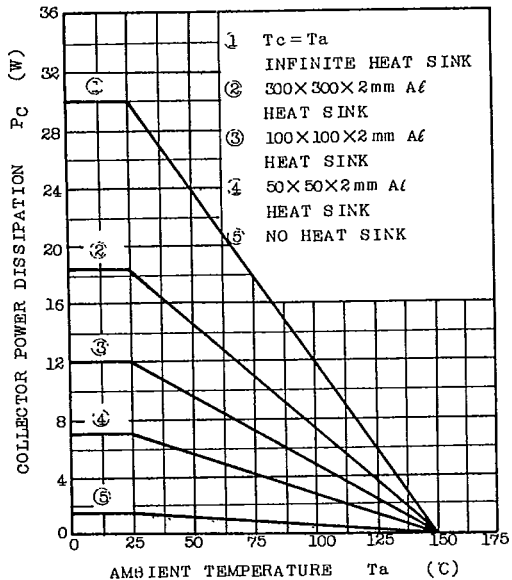
CHARACTERISTIC		SYMBOL	TEST CONDITION	MIN.	TYP.	MAX.	UNIT
Collector Cut-off Current		I_{CBO}	$V_{CB}=-100V$, $I_E=0$	-	-	-20	μA
Emitter Cut-off Current		I_{EBO}	$V_{EB}=-5V$, $I_C=0$	-	-	-2.5	mA
Collector-Emitter Breakdown Voltage		$V_{(BR)CEO}$	$I_C=-10mA$, $I_B=0$	-80	-	-	V
DC Current Gain		$h_{FE(1)}$	$V_{CE}=-2V$, $I_C=-1A$	2000	-	-	
		$h_{FE(2)}$	$V_{CE}=-2V$, $I_C=-3A$	1000	-	-	
Collector-Emitter Saturation Voltage		$V_{CE(sat)}$	$I_C=-3A$, $I_B=-6mA$	-	-	-1.5	V
Base-Emitter Saturation Voltage		$V_{BE(sat)}$	$I_C=-3A$, $I_B=-6mA$	-	-	-2.0	V
Switching Time	Turn-on Time	t_{on}		-	0.15	-	μs
	Storage Time	t_{stg}		-	0.80	-	
	Fall Time	t_f		-	0.40	-	



$V_{BE(sat)} - I_C$



$P_C - T_a$



SAFE OPERATING AREA

